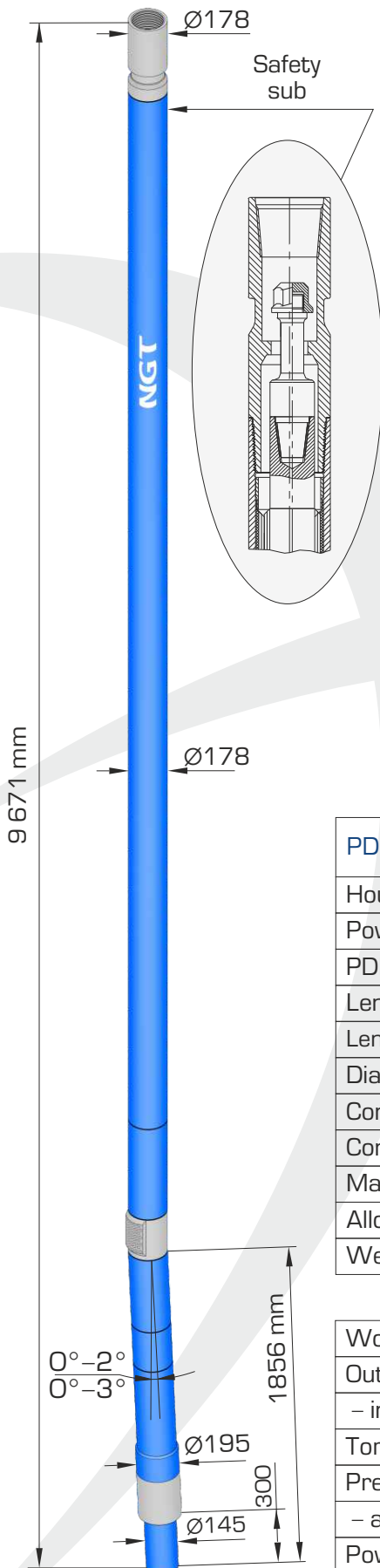


## DR-178.NGT.7/8.63.M23 and DR-178.NGT.7/8.64.M23



PDM's DR-178.NGT.7/8.63.M23 and DR-178.NGT.7/8.64.M23 are new universal hydraulic downhole motors used for drilling of oil and gas wells with rock and PDC bits of 212.7 – 250.8 mm diameter.

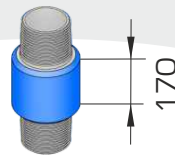
An adjustable bent sub is placed between bearing section and power section. The adjustment range is between 0° and 2° or between 0° and 3°.

PDMs are completed with the bearing section of enhanced operational life, exceeding 300 hrs. The bearing section is fitted with the axial sliding bearing, having operating surfaces made of synthetic diamond, and the radial hard alloy bearings.

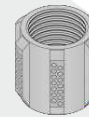
PDMs are completed with imported extended power sections with enhanced operation life. Due to very short shoulder up to the point of axes misalignment (only 1856 mm) drillers can:

- perform tripping without significant pressing of a bit to internal walls in the production string;
- perform sidetracking of complex profile where it is required to alternate deviated intervals of more than 5°/10 m built rate and stabilization intervals with rotation of a drill string without the assembly tripping-out to replace the bend angle.
- minimize risk of leaving the motor parts in the well, as all the threads are screwed applying Loctite glue, and each motor is completed with safety sub.
- do a large volume of work with one motor (it is especially important for hard-to-reach regions) as the overhaul life reaches approximately 350 hrs.

PDMs can be completed with replaceable centralizer and calibrator sub:



Calibrator sub



Centralizer

### Technical specification

PDM model	DR-178.NGT.7/8.63.M23	DR-178.NGT.7/8.64.M23
Housing OD, mm	178/195	178/195
Power section lobe configuration	7/8	7/8
PDM length, mm	9 671	9 671
Length of stator rubber lining, mm	6 360	6 400
Length of bearing section up to a curvature point, mm	1 856	1 856
Diameter of bits used, mm	212,7–250,8	212,7–250,8
Connecting thread to drill pipes	NC 50/5 1/2 FH	NC 50/5 1/2 FH
Connecting thread to bits	4 1/2 Reg	4 1/2 Reg
Maximum density of drilling mud, g/cm <sup>3</sup>	1,9	1,9
Allowed axial load, kN	250	250
Weight, kg	1 309	1 309

### Power specification

Working fluid flow rate, l/s	20–35	30
Output shaft rotation speed:		
- in no-load conditions, RPM	102–179	170
Torque at maximum power, kN*m	12,6	14
Pressure drop:		
- at maximum power, MPa	13	13
Power, kW	213	211